

Retraction Notice

The Editor-in-Chief and the publisher have retracted this article, which was submitted as part of a guest-edited special section. An investigation uncovered evidence of systematic manipulation of the publication process, including compromised peer review. The Editor and publisher no longer have confidence in the results and conclusions of the article.

NS did not agree with the retraction. CC either did not respond or could not be reached.

Evaluation of bioinspired algorithms for image optimization

Neha Sharma^a and Chinmay Chakraborty^{b,*}

^aChandigarh University, Mohali, India

^bBirla Institute of Technology, Jharkhand, India

Abstract. Steganography is a technique for concealing sensitive information behind a specific media source, such as an image, audio, or video file, in such a way that the concealed data are invisible to everyone. Many algorithms have been developed to optimize this process for better output. We aim to identify the different optimization algorithms used in image steganography after embedding the data to improve the resilience, visibility, and payload carrying capacity. Additionally, we highlight several bioinspired algorithms, including particle swarm optimization, ant colony optimization, firefly optimization, and artificial bee colony optimization, and evaluate through performance measures such as peak signal-to-noise ratio (PSNR) and mean square error (MSE). The performance metrics generated from the collected data indicate that the firefly method produced a higher PSNR and a lower MSE, namely 72.42 dB and 0.13, respectively. The methods are evaluated in terms of their ability for data embedding, robustness, and imperceptibility. © 2022 SPIE and IS&T [DOI: 10.1117/1.JEI.31.4.041206]

Keywords: peak signal-to-noise ratio; mean square error; particle swarm optimization; ant colony optimization; firefly algorithm; artificial bee colony; image optimization; image steganography; bit error rate; bioinspired algorithms; computationally intelligent algorithms.

Paper 210421SS received Jul. 21, 2021; accepted for publication Nov. 29, 2021; published online Jan. 8, 2022; retracted Jul. 20, 2023.

1 Introduction

In today's rapidly expanding contemporary world, the communicator wants to communicate with confidence. Concealed communication enables sharing without revealing the identity of the communicator.¹ Concealed communication commences the new era in computer-internet technology, giving a new dimension to confidential information and engaging methods.² Concealed communication is nothing but hiding the personal information behind any other standard information by creating a hidden parallel communicating medium/channel between sender and receiver such that it goes completely unnoticeable. Such veiled channels prove to be advantageous over the encrypted channels as they maintain the unrecognizability of communication. Image files are the better mode of communication between the users, making it convenient to develop steganographic systems.³ Steganography is defined as embedding the secret information that consists of two functions: stego function denoted by " F ," and the inverse stego function denoted by the inverse of F^{-1} .⁴ F takes the cover image and secret message as input and generates the stego image S . Alternatively, to recover the secret message, the F^{-1} is used. Mathematically, this is represented as $S = F(C, M)$ and $M = F^{-1}(S)$.⁵ The first criterion is that the concealed data in the picture are imperceptible or undetectable while maintaining an acceptable visual quality. The second criterion is data embedding capacity: how much data can be inserted without impairing the image's quality. The third criterion to be considered is the robustness of acceptable distortion and its resistance to various attacks during transit. Once embedded in a picture, the data diminish the image, notifying the intruder to something odd. To avoid suspicion, the image is being optimized using various optimization algorithms. These algorithms help in maintaining all the three criteria mentioned above.

*Address all correspondence to Chinmay Chakraborty, cchakraborty@bitmesra.ac.in

There are various ways for secret information embedding in the cover image⁶ such as spatial⁷⁻¹¹ and transform domain.^{6,12} The former method is the simplest, since it embeds information in the smallest possible bit of each pixel of the cover picture. This is more vulnerable to frequency attacks. The latter method, on the other hand, transforms the cover picture to the frequency domain and embeds the secret information in the transform coefficients of the image.¹³ Optimization is a process to figure out the best available inputs for attaining the maximum or minimum output with the least possible costing.¹⁴ Optimizing any problem starts by selecting the design variable, then framing its limitations and objective function. An objective function assigns a value to selected variables according to the limitations and thus producing the optimum results. These problems are continuous and combinatorial problems that depend on the solutions available for the given problem. The former problems have countless solution through combinatorial problems provide fixed solutions. Swarm intelligence technique studies the behavior mutually within a decentralized and self-organized system.¹⁵ The awareness of swarm intelligence is derived from the natural systems such as herds of animals, flocks of birds, and colonies of ants that can be pragmatically used to create an intelligent computational system. Swarm intelligence systems are made up of agents interacting holistically with each other and their environment. Such holistic interactions often result in the augmentation of global behavior.¹⁶ In this paper, various swarm intelligence optimization techniques are reviewed incredibly naturally, along with their current research track. Section 2 discusses the critical conceptions of optimization techniques. Section 3 provides the view of current techniques of swarm intelligence optimization. Section 4 shows the comparison of these techniques, and the paper is hence concluded.

1.1 Research Motivation

Researchers have been paying close attention to bioinspired algorithms due to their potential to offer the best answer to current issues. These algorithms have proved their ability for providing the near optimal solution in various domains such as sentimental analysis, reinforcement learning, machine learning, and so on. The applicability of these algorithms on solving problems such as image optimization, complex optimization, and then using those images for security purposes using techniques such as cryptography, steganography (e.g., image) is a big challenge. The conventional optimization algorithms stuck around the local optima and are unable to provide the optimal or near optimal results.

1.2 Research Contribution

The main focus is to review the bioinspired algorithms for optimization problems available in the literature and to figure out the best algorithm that provides the optimal or near optimal solution. These algorithms are not complete in themselves, and many new optimization algorithms are being developed day-to-day. The process of development, implementation, and step-by-step description of algorithm is explained through the flow processes, and their applications on new areas of research have also been discussed.

2 Optimization Techniques

Optimization techniques figure out the optimal solution for the feasible solution of any given problem. Many such techniques solve functions with solo and multi variables with or without constraints. Various methods are used to derive these techniques such as linear method, nonlinear simulated annealing,¹⁷ being inspired from metallurgical strengthening process, and genetic algorithms that find the best solution from a given population. Optimization techniques are classified as a traditional or heuristic-based approach. Traditional methods make use of differential calculus techniques^{18,19} to find the optimal solution. The traditional approach is also known as direct or gradient methods.²⁰ It uses the values of the objective function; however, in gradient methods,²¹ information from the derivative function is used. These methods provide efficient results in the uni-nodal simple objective function,²² but they fail to provide efficiency in case of multi-nodal, complex problems. To get better results for complex problems, we make use of

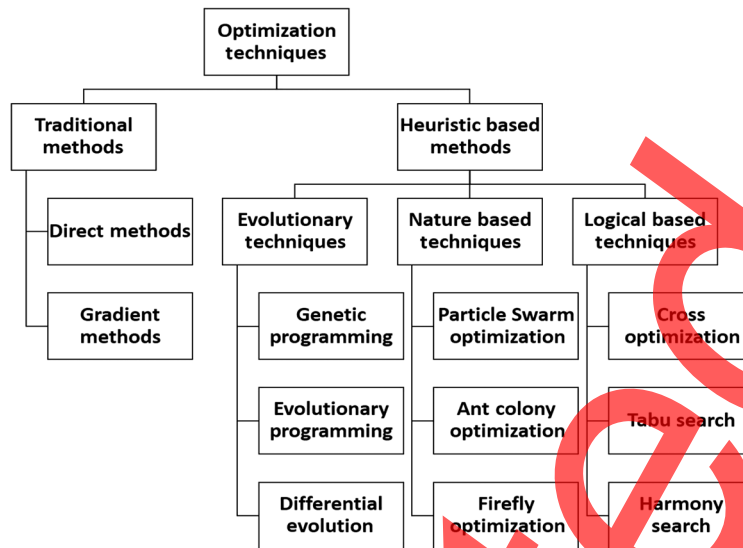


Fig. 1 Classification of bioinspired optimization techniques.

heuristic-based methods.²³ This technique can be classified as evolution-based,²⁴ nature-based swarm intelligence,²⁵ and logically based techniques,²⁶ as shown in Fig. 1.

Evolutionary techniques are inspired by Darwinian evolution.²⁷ These algorithms focus on the iterative generation of possible solutions to problems, that results in the selection of the best solution, which is determined by the output function. Some of the examples to show this include genetic²⁸ and evolutionary programming.²⁹ The naturally inspired algorithms are based on all agents' cooperative behavior communicating (directly or indirectly) to perform the intricate tasks. It is based on social insects' behavioral model such as ant, bees, termites, and so on. The logically based approach is established by combining mathematical techniques and logic programming. Mathematical techniques³⁰ are used to extract the structures and analytical techniques used to extort information to find the given problem's finest solutions. Examples for analytical-based optimization techniques include Tabu search, Cross optimization, and so on.

3 Nature-Based Bioinspired Optimization Techniques

Bioinspired techniques are the modern-day artificial intelligence method focusing on designing a multi-agent system applied in optimization, robotics, and so on. This method is based on the concept of collaboratively investigating a system composed of self-organizing components through decentralized control and self-organization processes inspired by social creatures. Numerous such algorithms are inspired by the behaviors of insects, including ant stigmergy, bird flocking, bee waggle behavior, and so on. Some of the swarm intelligence techniques are listed in Table 1.

Table 1 Different bioinspired algorithms.

| Algorithm | Year | Author names | Inspiration |
|---|------|----------------------|--|
| ACO ¹⁹ | 1992 | Dorigo | Behavior of ants foraging for food |
| PSO ¹⁶ | 1995 | Kennedy and Eberhart | Inspired by swarm |
| ABC optimization ³¹ | 2005 | Karaboga | Inspired by honeybees |
| FA ³² | 2008 | Yang | Inspired by fireflies' light emitting |
| Lion optimization algorithm ¹⁵ | 2015 | Yazdani and Jolai | A new population-based algorithm based on the lion's lifestyle and their cooperation characteristics |

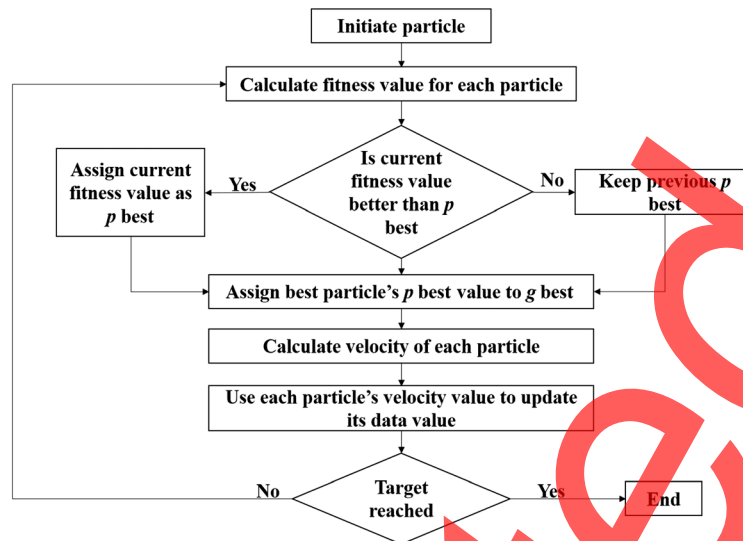


Fig. 2 Flow process of PSO algorithm.

3.1 Particle Swarm Optimization

Particle swarm optimization is a method that is population-based with a random probability distribution derived from social behaviors of animals and insects. This was originally proposed in 1995 by Kennedy and Eberhart. Individual swarm particles are described as feasible solutions using this approach. These particles traverse the problem-solving space in pursuit of the best solution. These particles then transmit their present locations to neighboring particles.^{33,34} The procedure employed here is to accommodate the location of each individual wise particle according to (1) its speed and (2) the difference between the particle's current position, its neighbor's best position, and its yet to be determined best position. With the emphasis on the model, the swarm aligned itself for the search space producing high-quality solutions. The process flow for the particle swarm optimization (PSO) method is shown in Fig. 2.

3.1.1 Research focus

The research professionals have been using particle swarm intelligence technique to get a surge in payload carrying capacity to embed secret and important information, and find the optimum position to insert the secret and essential message. Table 2 shows the related literature for the PSO algorithm for embedding the secret data. In Ref. 33, PSO has been used for better quality steganographic image, using optimal substitution matrix to modify or convert the confidential messages/information. These updated messages are subsequently hidden in the discrete components (DC) to middle frequency components of the cover/main image's quantized discrete cosine transform (DCT) coefficients. Finally, the authors have used JPEG entropy coding to generate a secret info embedded image (JPEG) file. This method (proposed) has superior payload capacity and comparatively better image quality, thus providing better security. Bedi et al.³⁵ have used PSO method to provide the best pixel for embedding the secret information. Data veiling was done through least significant bit (LSB) method, where messages with multiple length were embedded in 1 to 4 least significant bits of image's pixels. The results obtained proved that the technique using PSO provides improved results against non-PSO methods. Yang et al.⁹ have compared the PSO algorithm against traditional genetic algorithm for the problem of optimizing a stego image. In this work, the authors have proved that as it was easy to detect the secret message embedded through the LSB technique by steg analysis. So, they have embedded the secret message in the most significant bits using their proposed algorithm (PSO2011) and thus provided the better results. Khodaei and Faez¹⁰ proposed the hybrid PSO algorithm. For an effectively data hiding, the authors have applied the PSO algorithm in combination with ant colony optimization (ACO) for the optimal pixels in original image for better image quality and

Table 2 Research focus: PSO-based optimization.

| References | Year | Algorithm used | Benefits | Related parameters |
|------------|------|------------------------------------|--|--|
| 36 | 2007 | PSO and JPEG entropy coding | High payload capacity, better image quality, and high security | PSNR 38.02, capacity 73,728 bits, file size 27 kb, and computational time 35.7 s |
| 35 | 2011 | 4-bit LSB and PSO | Less divergence and greater similarity | PSNR 52.45, MSE 0.36, and SSIM 0.99 |
| 37 | 2017 | PSO2011 | Optimized stego image and better results | Popsize 20 and generations 4 |
| 38 | 2014 | Hybrid PSO (PSO combined with ACO) | Better image quality and high security | PSNR 38.41 |
| 39 | 2013 | LSBMR using PSO | Better image quality and high security | PSNR 60.55 and MSE 0.00072 |
| 40 | 2016 | PSO combined with GA | High security and efficient encryption | PSNR 78.29 and MSE 0.3 |

improved security. Bajaj et al.¹¹ proposed a method LSB matching revisited (LSBMR) using PSO where PSO algorithm in line with the size of secret information, selected the regions where the information can be stored. Further in the next step, the threshold values of selected region of image are optimized. The results show that high embedding capacity along with better image quality was achieved using proposed method. To provide secure and better encryption of images, Barni et al.¹² have combined PSO with a genetic algorithm. The proposed methodology improves the encryption ratio as well as providing less mean square error (MSE) for encryption and decryption and high values of peak signal-to-noise ratio (PSNR).

3.1.2 Algorithm description

The method searches for particles in a swarm that is modified after each iteration. To find the optimum solution, each particle travels in the direction of its previous best position, denoted by the term pbest position, and the global best position, denoted by the term gbest position in the swarm⁴¹

$$pbest(i, t) = \arg_{k=1, \dots, i} \min[f(P_i(k))], \quad i \in \{1, 2, \dots, N_p\}, \quad (1)$$

$$gbest(t) = \arg_{k=1, \dots, N_p} \min[f(P_i(k))], \quad \text{where } k = 1, \dots, t. \quad (2)$$

Here, i denotes the particle index, N_p denotes the total number of particles, t denotes the current iteration, f denotes the fitness function, and p denotes the particle's location. The following equations update the velocity V and location P of particles⁴²:

$$V_i(t+1) = \omega V_i(t) + c_1 r_1 (pbest(i, t) - P_i(t)) + c_2 r_2 (gbest(t) - P_i(t)), \quad (3)$$

$$P_i(t+1) = P_i(t) + V_i(t+1), \quad (4)$$

where ω represents the inertia weight that is used to balance global and local exploration, r_1 and r_2 are uniformly distributed random variables in the range $[0, 1]$, and c_1 and c_2 are positive constant parameters, also called acceleration coefficients. The first term in Eq. (3) is termed inertia. It supplies the required momentum for particles to wander throughout the search space. The second component, dubbed the cognitive part, urges particles to gravitate toward their optimal positions. The third component of Eq. (4) is the combined impact of all particles on finding the global optimum solution, often referred to as the collaboration component.

3.2 ACO

ACO was initially introduced by Dorigo.⁴³ Their vision behind this technique comes from real ant's behavior, which they used to solve various types of optimization problems. The authors observed that ants could find the shortest path to their food source without communicating directly with it. Initially ants follow a random path from their nest toward their food. During their movement, they release one special body chemical, a pheromone, all along their trail. Naturally, the ants that have chosen the shortest path will have more traces of pheromone as compared with the longest path, as the smell of the chemical attracts more ants and the chemical on longer paths dries up after some time, thus making the followers clueless at some span of time along the path. So, more ants end up following the shortest path from food to nest. The longest path also becomes less usable or followed the path as after some time the pheromone gets evaporated. Due to this entire process, there is more pheromone along the shortest path thus attracting attracts remaining ants. So, Dorigo and Stützle derived an artificial ACO method by studying this entire behavior mechanism.^{44–48} The ACO technique is based on probabilities calculations for finding the best path through graphs. In this method, a solution for a given problem is shown by the ant's most followed path. The amount of increase in pheromone corresponds directly to the quality of candidate solution. Proportionately more ants will choose the path with more pheromone. Thus, the shortest path having more pheromone becomes the best path.

3.2.1 Research focus

The researchers have been using ACO technique to improve payload capacity to embed the secret and important information and find the optimum position to embed the secret bits. Khan⁴⁹ has used ACO to detect the complex region of the original image and then used LSB to hide the secret message in the detected complex's region pixel. The least significant bits of complex region pixels are identified and then substituted by bits containing messages. The ACO-based data hiding is both efficient and secure, which results in better steganographic image quality, with significantly higher PSNR, and an acceptable data hiding capacity. Zghaer and Hashem⁵⁰ have proposed an ACO-based image steganography to improve the spatial image steganography to hide the data randomly in the main/cover image and using that time and again. ACO algorithm finds best path through the pixels within the block. To reuse the same cover, the proposed technique divides the messages in bits within the block and hides those bits in second optimal pixel. The results show that the ACO algorithms are more suitable and effective for steganography. Hsu and Tu⁵¹ have addressed the two main issues after embedding the message in the original image, i.e., robustness and stego image quality. The authors here have used the ACO algorithm for developing the best matrix for LSB substitution. The results prove that ACO can find the best matrix for LSB substitution much more efficiently and can also improve/maintain the quality of stego images. Navdeepkaur³⁸ proposed the hybrid ACO algorithm. The author has applied the ACO algorithm by hybridizing it with PSO for data concealment thereafter to find an optimal pixel in the original image and better image quality and high security. The related literature for ACO technique for embedding the data is presented in Table 3.

Table 3 Research focus: ACO-based optimization.

| References | Year | Algorithm used | Benefits | Related parameters |
|------------|------|-------------------------------|---|--------------------------------|
| 49 | 2018 | ACO | High payload capacity and better image quality | PSNR >50 and capacity 0.36 bpp |
| 50 | 2017 | ACO | More efficient, good security, and better image quality | PSNR 80.08 and MSE 0.00063 |
| 51 | 2010 | LSB substitution based on ACO | High security and better image quality | PSNR 34.58 |
| 38 | 2014 | ACO combined with PSO | Better image quality and high security | PSNR 38.41 |

3.2.2 Algorithm description

A digital image of size $M \times N$ is considered as a cover medium in the initialization stage. In the next step, i.e., the construction phase, one ant is randomly selected out of total K ants. The ant travels from initial pixel (x, y) to its adjacent pixel (i, j) , with a transition probability $p(x, y), (i, j)$, which is defined as follows⁵²:

$$p_{(x,y),(i,j)}^{(n)} = \frac{(\tau_{i,j}^{(n-1)})^\alpha (\eta_{i,j})^\beta}{\sum_{(i,j) \in \Omega_{(x,y)}} (\tau_{i,j}^{(n-1)})^\alpha (\eta_{i,j})^\beta}, \quad (5)$$

where $\tau_{i,j}^{(n-1)}$ gives the value of pheromone at pixel (i, j) , $\Omega_{(x,y)}$ is the neighbor pixel of (x, y) , $\eta_{i,j}$ represents the heuristic information at pixel (i, j) , α and β represent the influence of pheromone and heuristic matrix, respectively.

The heuristic information is calculated as

$$\eta_{i,j} = \frac{V_c(C_{i,j})}{Z}, \quad (6)$$

where Z is the normalization factor, which is stated as follows:

$$Z = \sum_{i=1:M} \sum_{j=1:N} V_c(C_{i,j}), \quad (7)$$

where $C_{i,j}$ is the intensity level pixel of image c , and $V_c(C_{i,j})$ is calculated as follows:

$$V_c(C_{i,j}) = f \left(\begin{array}{l} |C_{i-2,j-1} - C_{i+2,j-1}| + |C_{i-2,j+1} - C_{i+2,j+1}| \\ + |C_{i-1,j-2} - C_{i+1,j+2}| + |C_{i-1,j-1} - C_{i+1,j+1}| \\ + |C_{i-1,j+2} - C_{i-1,j-2}| + |C_{i,j-1} - C_{i,j+1}| \end{array} \right). \quad (8)$$

The third stage is the called updating stage, where a two-step method is used for updating pheromone matrix. The first update precedes the movement of each ant, which is expressed as⁵³

$$\begin{cases} (1 - \rho) \tau_{i,j}^{(n-1)} + \rho \Delta_{i,j}^{(k)} & \text{if } i, j \text{ is visited by ant } K, \\ \tau_{i,j}^{(n-1)} & \text{otherwise} \end{cases} \quad (9)$$

where ρ is the evaporation rate and $\Delta_{i,j}^{(k)}$ is determined by heuristic matrix and equals $\eta_{i,j}$. Once the movement of all ants is complete, the second update task is performed, which is expressed as⁵⁴

$$\tau^n = (1 - \varphi) \tau^{(n-1)} + \varphi \tau^{(0)}, \quad (10)$$

where φ represents the decay coefficient pheromone. In the final stage, the decision process is executed using the value of the position of pheromone. Thereafter, the obtained value is compared with threshold value. If the obtained pheromone's value is greater than threshold, then it is marked as part of the complex region pixel; otherwise, it is marked as smooth region.

3.3 Firefly Algorithm

Firefly algorithm (FA) was introduced by Yang in 2008. It is based on methodology that randomizes the value as it searches for a complete set of solutions. Thus, we can say that it is an algorithm having random probabilistic distribution. In this method, Yang studied the behavior of real fireflies and analyzed the same for coming up with a solution that reflects

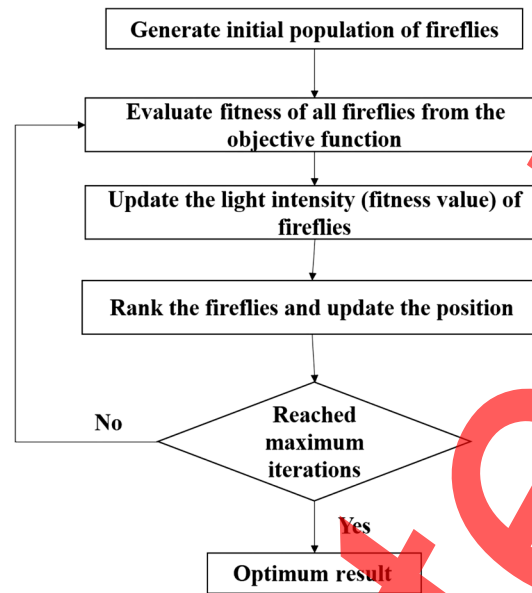


Fig. 3 Flow process of FA.

the same behaviors. The fireflies are flying insects,³² whose bodies emit light differently. Each firefly's light intensity as well as luminosity is different. With the help of these light-emitting patterns, they communicate with each other, sending some important situational messages and also attracting the opposite sex for mating. By taking inspiration from these insects, Yang⁵⁵ developed a method that is also known as FA technique. The principle method of fireflies depends on the attractiveness of fireflies, their inter-relation between distance and luminosity. The landscape of objective function is used for calculating the brightness of the light emitted. The main advantage point of FA is that it divides the available population/group automatically, whereupon it finds the best solutions when the subdivision group's size increases than the total modes. Normally FA is used for solving multidimensional problems of optimization. The process flow for the FA is shown in Fig. 3.

3.3.1 Research focus

Research professionals have been using FA optimization technique to boost the data holding capacity to embed the secret and important information and find the optimum position to insert the secret and important message. Amsaveni and Kumar⁵⁶ have used FA to find the optimal location to hide the secret message using reversible data hiding technique so as to ensure high data security. The authors have used the histogram shifting technique for implanting secret information in the main/cover image. Tariq et al.⁵⁷ have used FA to figure out best position in the original image to LSB embed the secret message. The results generated proved that the FA is efficient in term of better image quality and security. The related literature for the FA for data veiling in cover images and finding the best location is presented in Table 4.

Table 4 Research focus: firefly-based optimization.

| References | Year | Algorithm used | Benefits | Related parameters |
|------------|------|------------------|---|----------------------------|
| 56 | 2015 | FA | Better image quality and high security | PSNR 52.86 and MSE 0.0007 |
| 57 | 2017 | Firefly with LSB | More efficient, good security, and better image quality | PSNR 69.44 and MSE 0.00063 |

3.3.2 Algorithm description

This algorithm works on three rules:

Rule 1: It asserts that all fireflies are gender neutral and that any firefly may be attracted to another firefly.

Rule 2: The allure among the fireflies is proportional to the brightness, which is further proportional to their distance. Thus, for any two emitting fireflies, the less bright firefly moves toward brighter one. In case where there is no brighter one, then that firefly moves randomly.

Rule 3: The brightness of a firefly is related to the landscape of the goal. The brightness changes according to the objective function's value, i.e., for maximum value corresponds to maximum brightness and therefore peak objective value.

This implies a minimization problem; the light intensity is inversely proportional to distance as expressed as follows:

$$I \propto \frac{1}{r^2}, \quad (11)$$

where r is the distance and I is the intensity. With regard to distance, brightness follows a similar law to that of light intensity. Additionally, consider light travelling through a material having a coefficient of light absorption. A firefly's brightness at a distance r is given as⁵⁸

$$\beta = \beta_0 e^{-\gamma r^2}, \quad (12)$$

where β and β_0 are the brightness of a firefly at r and at $r = 0$, respectively. Using the following equation, a solution x_i will be attracted by a brighter firefly designated as x_j ⁵⁹

$$x_i = x_i + \beta_0 e^{-\gamma r^2} (x_j - x_i). \quad (13)$$

The random movement of firefly is given as

$$x_i = x_i + \alpha(\text{rand}() - 0.5). \quad (14)$$

Combining Eqs. (13) and (14) results as follows

$$x_i = x_i + \beta_0 e^{-\gamma r^2} (x_j - x_i) + x_i = x_i + \alpha(\text{rand}() - 0.5). \quad (15)$$

The above Eq. (15) is for brighter firefly x_j . If in case there is no brighter firefly than, there is a random move as shown in Eq. (14).

3.4 Artificial Bee Colony Optimization Algorithm

The artificial bee colony (ABC)³¹ is a higher-level solution heuristic systematic method that is derived from bees' behavior to find a good optimizing solution. ABC⁶⁰ has been detailed out of analyzing the behavior of honeybees in their quest for finding food sources. The key indicators and performance pattern is analyzed once the final process of this method, i.e., solution seeking process, is executed. These key components, which are analyzed after the solution process, are: The source of food of bees, value of fitness, and bee agents.⁶¹ The source of food discussed above illustrates the feasible optimizing solution. Value of fitness is associated with the objective function. Bees in bees' agents segment discussed in ABC can be characterized as employees (bees), onlookers, and scouts. Figure 4 shows the process flow for ABC method.

3.4.1 Research focus

The researchers have been using ABC algorithms for various optimization problems. The literature of related research articles for ABC algorithm is shown in Table 5. Banharnsakun⁶² has used ABC algorithm with LSB-based image steganography and compared it with the other existing techniques and found ABC algorithm better. The PSNR value obtained for the algorithm

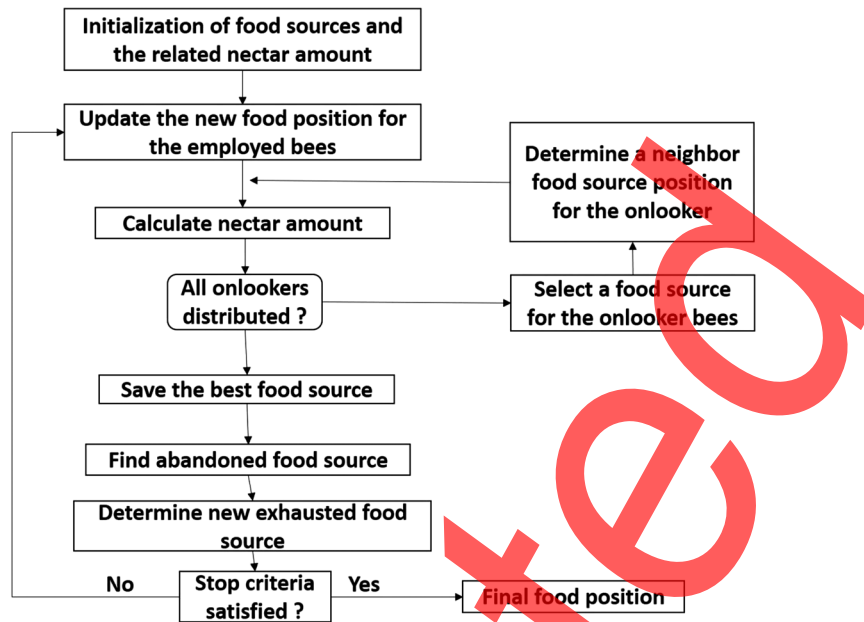


Fig. 4 Flow process of for ABC optimization algorithm.

Table 5 Research focus: ABC-based optimization.

| References | Year | Algorithm used | Benefits | Related parameters |
|------------|------|---|--|--------------------------|
| 62 | 2017 | ABC algorithm with LSB | Better image quality and high security | PSNR 56.39 and BER 7.42% |
| 63 | 2017 | data encryption standard, discrete wavelet transform with ABC, and scrambling algorithm | High embedding capacity, better image quality, and high security | PSNR 48.13 and MSE 0.011 |

is 56.39, which is the highest among all other existing techniques. The other parameter taken into consideration is average bit error rate (BER), which is found to be 7.42% which is the lower among all other existing techniques. The algorithm offers good performance in terms of quality and security but could not offer high embedding capacity. Muthyala et al.⁶³ have used DES algorithm for encryption of the secret message along with discrete wavelet transforms to keep the original image intact. ABC algorithm is used to boost the data veiling capacity, and the scrambling algorithm helps in enhancing proposed algorithm's security. The results obtained after the experimentation shows that PSNR values increase by 10.13% and MSE decreases by 64.3%.

3.4.2 Algorithm description

An artificial bee selects a food source based on its probability value, p_i , which is represented as³¹

$$p_i = \frac{fit_i}{\sum_{n=1}^{SN} fit_n} \quad (16)$$

where fit_i is the fitness value of solution I , which equals the nectar content of the food source in position I , and SN is the number of food sources, which equals the number of employed bees or observer bees. ABC generates a candidate food position from an existing one in memory using the following⁶⁴:

$$V_{ij} = X_{ij} + \phi_{ij}(X_{ij} - X_{kj}), \quad (17)$$

where $k \in 1, 2, \dots, SN$ and $j \in 1, 2, \dots, D$ are selected at random. Although k is chosen at random, it must be distinct from i . ϕ_{ij} is a random value in the range $[-1, 1]$. It regulates the generation of

neighboring food sources and visually compares two food locations using a bee. As the disparity between decreases, the position's disturbance decreases as well. The step time is adaptively lowered as the search proceeds toward the best solution in the search space. When a parameter's value exceeds a preset threshold, it is reset to an acceptable value. The scouts replace the food source from which the bees have abandoned nectar with a new food source. This is performed by randomly creating a new position and substituting it for the one that was abandoned. After a given number of cycles, if a position cannot be improved further, it is assumed that the food source has been abandoned. The number of specified cycles is referred to as the abandonment threshold. Consider the X_i source that has been abandoned and the $j=1, 2, \dots, j=1, 2, \dots, D$. The scout then locates a replacement food source for X_i , denoted as⁶⁵

$$X_i^j = X_{\min}^j + \text{rand}[0,1](X_{\max}^j - X_{\min}^j). \quad (18)$$

As seen in the preceding methodology, ABC is based on the probability of locating food and providing the shortest journey from the source to the destination. Additionally, we can improve the speed/pace of solution discovery by integrating other intelligent swarm optimizations such as fitness dependent optimizer, which is primarily concerned with this aspect of the algorithm.⁶⁶

A number of academics use the algorithms outlined above in a variety of contexts and circumstances. The selection scheme and the searching algorithm can be balanced by combining these algorithms to form a full global algorithm and other algorithms.^{67,68}

4 Research Methodology

Several research and review papers on optimization techniques for image steganography were reviewed. Then the above explained algorithms were finalized and implemented based on the literature. The implementation is done in MATLAB. The motive behind the implementation of algorithms was to analyze the robustness, imperceptibility, and payload capacity of the algorithm. The results thus obtained were evaluated on certain parameters such as peak signal to ratio, MSE, BER, and structural similarity index (SSIM). The review analysis was done on two main parameters PSNR and MSE for the existing literature. These parameters were then reviewed on four main algorithms, such as PSO, ACO, FA, and ABC, and their properties, behaviors, and features were analyzed. The performance values of these are analyzed and graphically presented. The comparative analysis of the values has also been done. Following this, a detailed review analysis on the existing results and results obtained with different parameters are analyzed; conclusion and future scope are derived and discussed.

5 Performance Metrics

The algorithms' performance is quantified using the following different parameters.

5.1 PSNR

PSNR is mathematically denoted by Eq. (19). The higher the ratio is, the higher the picture quality is

$$\text{PSNR} = 10 \log_{10} \frac{255^2}{\text{MSE}}. \quad (19)$$

5.2 MSE

MSE is the inverse of PSNR. It is mathematically represented as Eq. (20). Reduce the settings to improve the picture quality

$$\text{MSE} = \frac{1}{m \times n} \sum_{i=1}^m \sum_{j=1}^n \|O(i, j) - s(i, j)\|^2. \quad (20)$$

5.3 SSIM

The SSIM algorithm determines the similarity of two pictures. Equation (21) defines it as follows:

$$SSIM = \frac{(2\mu_x\mu_y + c_1)(2\sigma_{xy} + c_2)}{(\mu_x^2 + \mu_y^2 + c_1)(\sigma_x^2 + \sigma_y^2 + c_2)}, \quad (21)$$

where $\mu_x, \sigma_x^2, \mu_y,$ and σ_y^2 denote the average and variance of x and y , respectively, σ_{xy} denotes the covariance of x and y , c_1 and c_2 represent constants with values $c_1 = m_1L_2$ and $c_2 = m_2L_2$, respectively, with m_1 and m_2 having values 0.001 and 0.003, respectively, and L being the pixel range.

5.4 BER

BER is the rate at which errors occur during digital data transmission. It is stated in the following way in Eq. (22):

$$BER = \frac{N_{Err}}{N_{bits}}, \quad (22)$$

where N_{Err} denotes the number of bits received with an error and N_{bits} denotes the total number of bits.

6 Comparative Analysis

The bioinspired algorithms have been thoroughly researched, and a comparison of the various algorithms has been made based on specific metrics such as PSNR, MSE, BER, and SSIM. The comparison is also performed on the basis of the characteristics of the respective algorithms, as shown in Fig. 5. This comparison of the algorithms is also performed through the experimental results obtained after their implementation in MATLAB. As shown in Table 6, PSNR value is higher in case of FA and is lowest in case of ABC algorithm, i.e., 72.42 and 50.61, respectively. The values of MSE is obtained minimum for firefly, i.e., 0.031, and maximum in case of ABC algorithm. The BER for firefly is minimum, i.e., 0.10, and SSIM is 0.96.

| Parameters involved | PSO | ACO | FA | ABC |
|-------------------------|---|--|---|--|
| Inspiration | Activities of the group of birds & fishes | Activities of realant colonies | The light emitting pattern of fireflies | Activities of group of honey bees |
| Navigation strategies | Follow the bird which is nearest to the target | Move randomly and release pheromone alongside | Moves randomly, firefly attract toward the brighter firefly | Moves in three phases: employed bees, onlooker bees, and scout bees |
| Selection of final Path | 1. It depends on the value of p best variable Bird possessing 2. The highest value is followed | Amount of pheromone on the route. The highest amount is accepted | It depends on the intensity of flashing light. Highest intensity is chosen | 1. This is done by onlooker bees based on the information shared by employed bees 2. Waggle dance |
| Returning to nest | Particles traverse while following the one | Ants senses pheromone on the route on the way back returning. | Uses the flashing lights of fireflies while returning | Scout bees abandon and then look for other food source |
| Advantages | 1. Intelligence based, applicable to scientific research and engineering use 2. No overfitting and transmutation calculation 3. Very simple algorithm. Possess large optimization ability as compared with other algorithms 4. Adoption of real number code and decided directly by the solution | 1. Powerful robustness. 2. Works on distributed computation thus avoiding premature convergence. 3. Very adaptive nature for any changes. 4. Positive feedback oriented assisting in the discovery of good solutions. 5. Very useful in dynamic applications | 1. Naturally effective with highly, non-linear, multi-modal optimization problems. 2. Doesn't consider velocities of fireflies and hence no problems are associated with velocity 3. High speed convergence. 4. Very flexible for integration with other optimization techniques | 1. Simplicity, flexibility, and robustness 2. Ability to explore local solutions 3. Ability to handle objective cost functions 4. Application to complex functions |
| Disadvantages | 1. Weak local search ability. 2. Cannot support the problems of scattering, non-coordinate systems. 3. The tendency to a fast and premature assembly in mid optimum points | 1. Uncertain time convergence. 2. Difficult coding 3. Slight weaker in performing for the local optimal solution. 4. Insufficient in case of exploration | 1. Static parameters 2. Fails to retain the history of the better situation of each firefly thus moving regardless of the previous better situation, thus sometimes missing the situation 3. Often trapped & unable to get rid of local search | 1. Lack of use of secondary information 2. Slow in sequential processing 3. High number of objective function evaluation 4. Requires new fitness test on new algorithm parameters |
| Applications | <ul style="list-style-type: none"> Neural networks Telecommunications Control Data mining Design Combinatorial optimization Power systems Signal processing etc. | <ul style="list-style-type: none"> Scheduling problems Assignment problems Vehicle routing TSP SPAM detection Image processing etc. | <ul style="list-style-type: none"> Digital image compression and image processing Feature selection and fault detection Antenna design Structural design Scheduling Clustering Dynamic problems etc. | <ul style="list-style-type: none"> Remote sensing Feature selection and optimization Signal processing Video processing Digital image processing Numerical problems etc. |

Fig. 5 Comparison of bioinspired algorithms based on their characteristics.

Table 6 Comparison based on PSNR for existing swarm intelligence algorithms.

| Algorithm | PSNR | MSE | BER | SSIM |
|----------------|-------|-------|------|------|
| PSO | 54.25 | 0.52 | 0.90 | 0.63 |
| ACO | 66.34 | 0.51 | 0.17 | 0.92 |
| Firefly | 72.42 | 0.031 | 0.10 | 0.96 |
| ABC | 50.61 | 1.21 | 1.01 | 0.75 |

The algorithms are also compared using the existing literature through PSNR and MSE values. As shown in Table 7, Kumar and Paliwal⁴⁰ achieve the higher PSNR values, whereas Raja and Baburaj³⁹ receive minimum MSE values. The PSO algorithm is also evaluated on PSNR. Kumar and Paliwal⁴⁰ representing the highest value, whereas Li and Wang³⁶ representing the lowest value (see Table 7).

Now, the performance of ACO algorithm is evaluated on PSNR and MSE values with the current state-of-the-art (see Table 8). Zghaer and Hashem⁵⁰ representing the highest value, whereas Hsu and Tu⁵¹ representing the lowest value.

The performance of FA is evaluated on PSNR and MSE values with the techniques presented in existing literature (see Table 9). Zghaer and Hashem⁵⁰ representing the highest value, whereas Hsu and Tu⁵¹ representing the lowest value. Tariq et al.⁵⁷ representing the highest value of PSNR, whereas Amsaveni and Kumar⁵⁶ representing the lowest value. Tariq et al.⁵⁷ representing the lowest MSE value, whereas Amsaveni and Kumar⁵⁶ representing the highest value. The implemented FA achieves the 72.42 dB PSNR value and 0.031 MSE value, which is better.

Performance of the ABC algorithm is evaluated using PSNR and MSE values (see Table 10). Banharnsakun⁶² representing the highest value, whereas Amsaveni and Kumar⁵⁶ representing the lowest value. The images were taken from signal and image processing institute dataset.⁶⁹

Table 7 Comparison on PSNR and MSE for PSO algorithm.

| References | Year | PSNR | MSE |
|-------------|------|-------|--------|
| 36 | 2007 | 38.02 | — |
| 35 | 2011 | 52.45 | 0.36 |
| 39 | 2013 | 60.55 | 0.0007 |
| 40 | 2016 | 78.29 | 0.3 |
| PSO (basic) | — | 54.25 | 0.52 |

Table 8 Comparison on PSNR and MSE for ACO algorithm.

| References | Year | PSNR | MSE |
|------------|------|-------|---------|
| 49 | 2018 | 50 | — |
| 50 | 2017 | 80.08 | 0.00063 |
| 51 | 2010 | 34.58 | — |
| 32 | 2013 | 38.41 | — |
| ACO | — | 66.34 | 0.51 |

Table 9 Comparison on PSNR and MSE for FA.

| References | Year | PSNR | MSE |
|------------|------|-------|---------|
| 5 | 2015 | 52.86 | 0.0007 |
| 57 | 2017 | 69.44 | 0.00063 |
| FA | — | 72.42 | 0.031 |

Table 10 Comparison on PSNR and MSE for ABC algorithm.

| References | Year | PSNR | MSE |
|------------|------|-------|-------|
| 62 | 2017 | 56.39 | — |
| 63 | 2017 | 48.13 | 0.011 |
| ABC | — | 50.61 | 1.21 |

7 Conclusion

The above analysis concludes that different algorithms give optimum results for different parameter values. For instance, the FA performs better in achieving the highest PSNR values and the lowest MSE values. Similarly, the ACO algorithm's performance comes after therein, followed by PSO algorithm and ABC optimization-algorithm, respectively. The existing literature researchers have combined these optimization techniques with other algorithms to achieve the optimum results. This paper focuses on selecting the optimization algorithm for embedding the secret bits into the image and the same is done using discrete wavelet transforms. However, in future, the techniques, such as least significant bit, most-significant bit, and so on, will also be implemented. Second, the optimization algorithms implemented above are tested with limited payload capacity; however, these would be tested with higher payload capacity and factors such as imperceptibility and robustness will also be considered in future. One of the limitations of this research is that it is assumed that the secret key is preshared between the sender and receiver; however, in future, the research would focus on sharing the secret key between the two parties.

Acknowledgments

On behalf of all authors, the corresponding author states that there is no conflict of interest.

References

1. T. Y. Tu and C. H. Wang, "Reversible data hiding with high payload based on referred frequency for VQ compressed codes index," *Signal Process.* **108**, 278–287 (2015).
2. M. Ghebleh and A. Kalso, "A robust chaotic algorithm for digital image steganography," *Commun. Nonlinear Sci. Numer. Simul.* **19**(6), 1898–1907 (2014).
3. I. J. Cox et al., *Digital Watermarking and Steganography*, The Morgan Kaufmann Series in Multimedia Information and Systems, Elsevier (2008).
4. S. Dogan, "A new data hiding method based on chaos embedded genetic algorithm for color image," *Artif. Intell. Rev.* **46**, 129–143 (2021).
5. D. Sachin et al., "SSII: secured and high-quality steganography using intelligent hybrid optimization algorithms for IoT," *IEEE Access* **9**, 87563–87578 (2021).
6. A. Cheddad et al., "Digital image steganography, survey and analysis of current methods," *Signal Process.* **90**(3), 727–752 (2010).
7. X. Li et al., "A generalization of LSB matching," *IEEE Signal Process. Lett.* **16**(2), 69–72 (2009).

8. C. M. Wang et al., "A high quality steganographic method with pixel value differencing and modulus function," *J. Syst. Software* **81**(1), 150–158 (2008).
9. C. H. Yang et al., "Adaptive data hiding in edge areas of pixels with spatial LSB domain systems," *IEEE Trans. Inf. Forensics Secur.* **3**(3), 488–497 (2008).
10. M. Khodaei and K. Faez, "Image hiding by using genetic algorithm and LSB substitution," *Lect. Notes Comput. Sci.* **6134**, 404–411 (2010).
11. R. Bajaj, P. Bedi, and S. K. Pal, "Best hiding capacity scheme for variable length messages using particle swarm optimization," *Lect. Notes Comput. Sci.* **6466**, 230–237 (2010).
12. M. Barni et al., "A DCT domain system for robust image watermarking," *Signal Process.* **66**, 357–372 (1998).
13. Y. M. B. Ali, "Smell bees optimization for new embedding steganographic scheme in spatial domain," *Swarm Evol. Comput.* **44**, 584–596 (2018).
14. T. Ghose, "Optimization techniques and introduction to genetic algorithms and simulated annealing," pp. 1–19 (2002).
15. E. Bonabeau, M. Dorigo, and G. Theraulaz, *Swarm Intelligence: From Natural to Artificial Systems*, Oxford Scholarship (1999).
16. J. Kennedy and R. C. Eberhart, "Particle swarm optimization," in *Proc. IEEE Int. Conf. Neural Networks*, Australia, Vol. 4, pp. 1942–1948 (1995).
17. W. Yong et al., "A new hybrid simulated annealing-based genetic programming technique to predict the ultimate bearing capacity of piles," *Eng. Comput.* **37**, 2111 (2020).
18. X. Feng and M. Sutton, "A new theory of fractional differential calculus," *Anal. Appl.* **19**(4), 715–750 (2021).
19. A. Kishore and C. Chakraborty, "Task offloading in fog computing using smart ant colony optimization," *Wirel. Pers. Commun.* **1**, 1–22 (2021).
20. K. Yu et al., "Deep-learning-empowered breast cancer auxiliary diagnosis for 5GB remote e-health," *IEEE Wireless Commun.* **28**(3), 54–61 (2021).
21. A. Agarwal et al., "Optimality and approximation with policy gradient methods in Markov decision processes," in *Int. Conf. Learn. Theory*, PMLR (2020).
22. K. Yu et al., "Secure artificial intelligence of things for implicit group recommendations," *IEEE Internet Things J.* **1**, 1–10 (2021).
23. L. T. Slater et al., "A fast, accurate, and generalisable heuristic-based negation detection algorithm for clinical text," *Comput. Biol. Med.* **130**, 104216 (2021).
24. F. Wang et al., "A phase evolution based constitutive model for shape memory polymer and its application in 4D printing," *Smart Mater. Struct.* **29**(5), 055016 (2020).
25. C. Mahapatra, A. Payal, and M. Chopra, "Swarm intelligence based centralized clustering: a novel solution," *J. Intell. Manuf.* **31**, 1877–1888 (2020).
26. L. Tan et al., "Towards secure and privacy-preserving data sharing for COVID-19 medical records: a blockchain-empowered approach," *IEEE Trans. Network Sci. Eng.* **1**, 164159–164187 (2021).
27. H. Li et al., "An efficient ciphertext-policy weighted attribute-based encryption for the internet of health things," *IEEE J. Biomed. Health. Inf.* (2021).
28. C. Kim et al. "Polymer design using genetic algorithm and machine learning," *Comput. Mater. Sci.* **186**, 110067 (2021).
29. H. Tian, S.-C. Chen, and M.-L. Shyu, "Evolutionary programming based deep learning feature selection and network construction for visual data classification," *Inf. Syst. Front.* **22**(5), 1053–1066 (2020).
30. Y. Sun et al., "PMRSS: privacy-preserving medical record searching scheme for intelligent diagnosis in IoT healthcare," *IEEE Trans. Ind. Inf.* **18**, 1981–1990 (2021).
31. D. Karaboga et al., "A comprehensive survey: artificial bee colony (ABC) algorithm and applications," *Artif. Intell. Rev.* **42**, 21–57 (2014).
32. I. Fister et al., "A comprehensive review of firefly algorithms," *Swarm Evol. Comput.* **13**(13), 34–46 (2013).
33. S. Arindam et al., "Artificial neural synchronization using nature inspired whale optimization," *IEEE Access* **9**, 16435–16447 (2021).
34. C. Chinmay, "Chronic wound image analysis by particle swarm optimization technique for tele-wound network," *J. Wireless Personal Commun.* **96**(3), 3655–3671 (2017).

35. P. Bedi, R. Bansal, and P. Sehgal, "Using PSO in image hiding scheme based on LSB substitution," in *Adv. Comput. and Commun.*, Communications in Computer and Information Science, A. Abraham et al., Eds., Vol. 192, pp. 259–268 (2011).
36. X. Li and J. Wang, "A steganographic method based upon JPEG and particle swarm optimization algorithm," *Inf. Sci.* **177**, 3099–3109 (2007).
37. R. L. de Carvalho, W. G. da Silva, and A. O. de Moraes, "Optimizing image steganography using particle swarm optimization algorithm," *Int. J. Comput. Appl.* **164**(7), 1–5 (2017).
38. A. Navdeepkaur, "Steganography using PSO based hybrid algorithm," *Int. J. Adv. Res. Comput. Sci. Software Eng.* **4**(11), 554–558 (2010).
39. P. M. S. Raja and E. Baburaj, "An efficient data embedding scheme for digital images based on particle swarm optimization with LSBMR," in *Third Int. Conf. Comput. Intell. and Inf. Technol.*, pp. 17–24 (2013).
40. R. Kumar and N. S. Paliwal, "An efficient image steganography using hybrid GA-PSO," *Int. J. Sci. Eng. Res.* **7**(4), 432–437 (2016).
41. P. Muhuri, Z. Ashraf, and S. Goel, "A novel image steganographic method based on integer wavelet transformation and particle swarm optimization," *Appl. Soft Comput.* **92**, 106257 (2020).
42. A. H. Mohsin et al., "New method of image steganography based on particle swarm optimization algorithm in spatial domain for high embedding capacity," *IEEE Access* **7**, 168994–169010 (2019).
43. M. Dorigo, V. Maniezzo, and A. Coloni, "Ant system: optimization by a colony of cooperating agents," *IEEE Trans. Syst., Man, and Cybernetics—Part B* **26**(1), 29–41 (1996).
44. M. Dorigo, V. Maniezzo, and A. Coloni, "Positive feedback as a search strategy," Technical Report 91-016, Dipartimento di Elettronica, Politecnico di Milano, Italy (1991).
45. M. Dorigo, "Optimization, learning and natural algorithms," PhD Dissertation, Dipartimento di Elettronica, Politecnico di Milano, Italy (1992).
46. T. Stützle and H. H. Hoos, "Improving the ant system: a detailed report on the MAX-MIN ant system," Technical Report AIDA-96-12, FG Intellektik, FB Informatik, TU Darmstadt, Germany (1996).
47. T. Stützle, "Local search algorithms for combinatorial problems: analysis, improvements, and new applications," *ser. DISKI. Infix*, Vol. 220, Sankt Augustin, Germany (1999).
48. T. Stützle and H. H. Hoos, "MAX-MIN ant system," *Future Gener. Comput. Syst.* **16**(8), 889–914 (2000).
49. S. Khan, "Ant colony optimization (ACO) based data hiding in image complex region," *Int. J. Electr. Comput. Eng.* **8**(1), 379–389 (2018).
50. E. T. Zghaer and S. H. Hashem, "Ant colony optimization to enhance image steganography," *Int. J. Emerging Trends Technol. Comput. Sci.* **6**(1), 98–107 (2017).
51. C.-S. Hsu and S.-F. Tu, "Finding optimal LSB substitution using ant colony optimization algorithm," in *Int. Conf. Commun. Software and Networks*, pp. 293–297 (2010).
52. F. Siar, S. Alirezazadeh, and F. Jalali, "A novel steganography approach based on ant colony optimization," in *Iranian Joint Cong. Fuzzy and Intell. Syst.*, Kerman, pp. 215–219 (2018).
53. S. Alam, T. Ahmad, and M. N. Doja, "A chaotic steganography method using ant colony optimization," in *Intelligent Engineering Informatics*, Advances in Intelligent Systems and Computing, V. Bhateja et al., Eds., Vol. 695, pp. 431–439, Springer, Bhubaneswar (2018).
54. K. Shankar and E. Perumal, "Ant colony optimization based optimal steganography technique for secret image sharing scheme".
55. M. Hanmandlu et al., "Color segmentation by fuzzy co-clustering of chrominance color features," *Neuro Comput.* **120**(10), 235–249 (2013).
56. A. Amsaveni and C. A. Kumar, "An efficient data hiding scheme using firefly algorithm in spatial domain," in *2nd Int. Conf. Electron. and Commun. Syst.*, pp. 650–655 (2015).
57. Z. Tariq et al., "Image steganography between firefly and PSO algorithms," *Int. J. Comput. Sci. Inf. Secur.* **15**(1), 9–21 (2017).
58. N. Dey et al., "Firefly algorithm and its variants in digital image processing: a comprehensive review," in *Applications of Firefly Algorithm and its Variants*, N. Dey, Ed., pp. 1–28, Springer, Singapore (2020).

59. D. Sarmah, A. Kulkarni, and A. Abraham, "Heuristics and meta-heuristics optimization algorithm," in *Optimization Models in Steganography Using Metaheuristics*, Vol. 187, pp. 49–61, Springer (2020).
60. A. Banharsakun, "A MapReduce-based artificial bee colony for large-scale data clustering," *Pattern Recognit. Lett.* **93**, 78–84 (2017).
61. A. Banharsakun, "Hybrid ABC-ANN for pavement surface distress detection and classification," *Int. J. Mach. Learn. Cybern.* **8**(2), 699–710 (2017).
62. A. Banharsakun, "Artificial bee colony approach for enhancing LSB based image steganography," *Multimed Tools Appl.* **77**, 27491–27504 (2018).
63. A. R. Muthyala et al., "Steganography using DES, ABC optimization and image scrambling," *IJECT* **8**(2), 50–53 (2017).
64. J. Georges and D. A. Magdi, "Using artificial intelligence approaches for image steganography: a review," *Lect. Notes Networks Syst.* **114**, 239–247 (2020).
65. N. Sharma and U. Batra, "An enhanced Huffman-PSO based image optimization algorithm for image steganography," *Genetic Programming Evol. Mach.* **22**(2), 189–205 (2021).
66. J. M. Abdullah and T. Ahmed, "Fitness dependent optimizer: inspired by the bee swarming reproductive process," *IEEE Access* **7**, 43473–43486 (2019).
67. A. S. Shamsaldin et al., "Donkey and smuggler optimization algorithm: a collaborative working approach to path finding," *J. Comput. Des. Eng.* **6**(4), 562–583 (2019).
68. A. M. Ahmed, T. A. Rashid, and S. A. M. Saeed, "Dynamic cat swarm optimization algorithm for backboard wiring problem," *Neural Comput. Appl.* **33**, 13981–13997 (2021).
69. "The USC-SIPI image database SIPI image database," usc.edu

Neha Sharma is an assistant professor at Chandigarh University, Mohali. She received her BTech and MTech degrees in IT and computers from Punjab Technical University in 2007 and 2013, respectively, and is pursuing her PhD in information security at GD Goenka University since 2016. Her current research interests include information security, image processing, machine learning, deep learning, and computer vision.

Chinmay Chakraborty is an assistant professor in the Department of Electronics and Communication Engineering, Birla Institute of Technology, Mesra, India, and a post-doctoral fellow of Federal University of Piauí, Brazil. He has published more than 150 papers at reputed international journals and conferences, book chapters, more than 20 books; and more than 16 special issues. His main research interests include the internet of medical things, wireless body sensor networks, wireless networks, telemedicine, m-health/e-health, and medical imaging.